



Kitchens + Construction + Bathrooms



## A Guide to Designing Your Dream Kitchen

---

Today the kitchen is at the heart of every home.

It is considered to be the most important room in the entire house as it is used by every family in many different ways. From cooking and cleaning to studying and entertaining, and even a room to gather and relax together. There are a vast number of different ways to use the same area in a well-designed and planned kitchen.

To assist you with creating your dream space we have put together some key aspects which you should consider during the design and planning of your kitchen.

Our step by step method will ensure that you can make the most out of this precious corner of your home.

Our designers are delighted and ready to assist you with your journey in creating the perfect kitchen for your family's need.





# DesignProcess

Steps in designing your dream kitchen



## StageONE - Free Consultation

### Step 1 - Showroom consultation with Designer

Discuss your dream kitchen and set your renovation budget. Explore kitchen styles, door profiles, benchtops, splashback, flooring lighting and accessories.

### Step 2 - Site Inspection

Our designer will visit your home to take photos & measurements. This is a great time to ask any technical and layout questions.

### Step 3 - Design Inspiration

After visiting your home, our designer will prepare a colour palette and a preliminary design for inspiration towards your dream kitchen.

### Step 4 - Building Inspection

Our builder will visit your home to conduct a thorough site inspection and check measure for design stage.

### Step 5 - Quotation

We will provide you with a quotation within 7 days.



## StageTWO - Mini Design Explorer (Optional)

Mini design explorer stage caters to those who would like the flexibility to explore the design in-depth before proceeding.

- 2 Hours of design work and personalisation of kitchen plan
- 1 Revision

Mini Design Explorer fee - \$299

Plans or elevations - additional processing fee of \$199



## StageTHREE - Contract

### Step 6 - Quotation Acceptance

On acceptance of your quotation, we will provide a contract outlining all aspects of your project.

### Step 7 - Design Phase

Your designer will commence on your detailed plans for your project covering all aspects of your layout, materials, finishes & colours.



## StageFOUR - Manufacturing

### Step 8 - Commence production

On finalisation of your design, our team will commence with manufacturing. Production periods are between 4-8 weeks.



## StageFIVE - Installation

### Step 9 - Demolition

Our construction team will commence demolition of your existing kitchen and prepare for a rough-in of services such as plumbing and electrical.

### Step 10 - Cabinetry Installation

Our cabinet maker and construction team will install all your cabinetry and other renovation items.

### Step 11 - Benchtop Installation

Once all your cabinetry is installed, the fabrication and install of your benchtops will take up to 7-10 days.

### Step 12 - Splashback Installation

Your splashback will be installed on the same day as your benchtop where the material is either tiles, quartz or stone.

Glass splashbacks require final measurements after benchtop installation.

Fabrication will take upto 7-10 days.





# YourStyle

PREFERENCES



## Modern

Whether you're partial towards an all white design or you prefer a pop of colour, there's nothing like a sleek modern kitchen design to suit a modern home.



## Classic

Classic kitchens blend modern design with minimalistic aesthetic creating a space-saving & distinctive characteristic which transcends time.




## Traditional


Defined by intriguing details, the traditional style showcases a rich and luxurious lifestyle - mostly to suit the design of the house being incorporated into.

## GET THE LOOK

DOOR FRONTS  
WHITE (SATIN)



OVERHEAD CUPBOARDS  
CLASSIC OAK  
(WOODGRAIN)




BENCHTOP  
STATUARIO QUARTZ






GET THE LOOK


DOOR FRONTS  
WHITE (TEXTURE)



OVERHEAD CUPBOARDS  
TUSK



BENCHTOP  
PURE WHITE



DOOR PROFILE  
ACHERON - 6MM PENCIL EDGE






GET THE LOOK

DOOR FRONTS  
WHITE (GLOSS)



OVERHEAD CUPBOARDS  
CHARCOAL



BENCHTOP  
CARRARA MARBLE



DOOR PROFILE  
HASTINGS - 2MM PENCIL EDGE

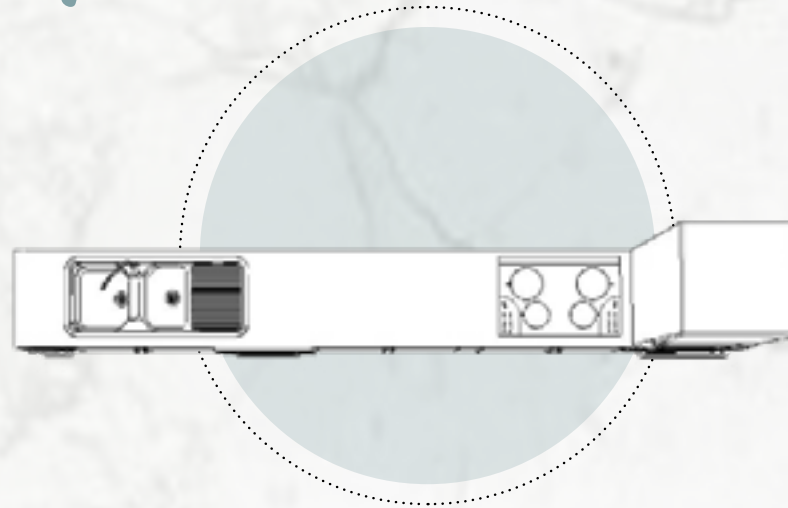


# Kitchen Layouts

## Configuration Options

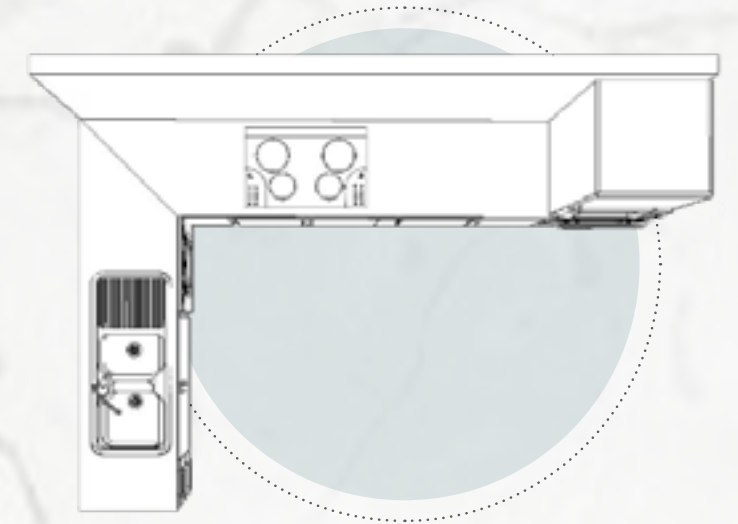
### Straight

This design follows a single wall kitchen layout with counter space on both sides of the cooking range to make it easier for food preparation. This layout is ideal in small kitchen spaces.



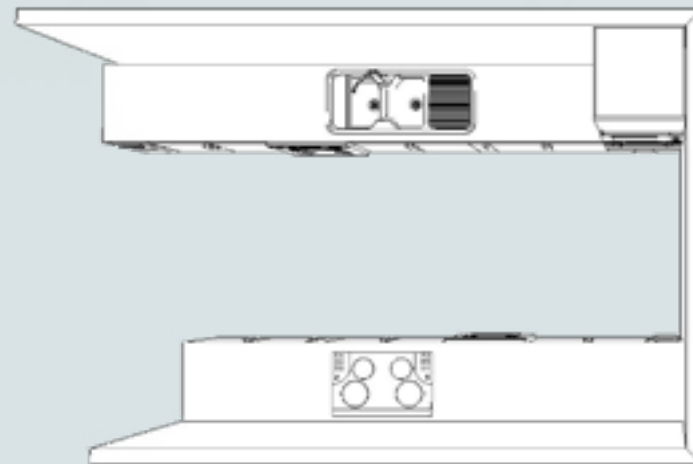
### L-Shape

Considered as one of the most efficient kitchen layouts for the modern home allowing for easy and efficient work spaces - with appliances and cabinets installed along a right angled wall.



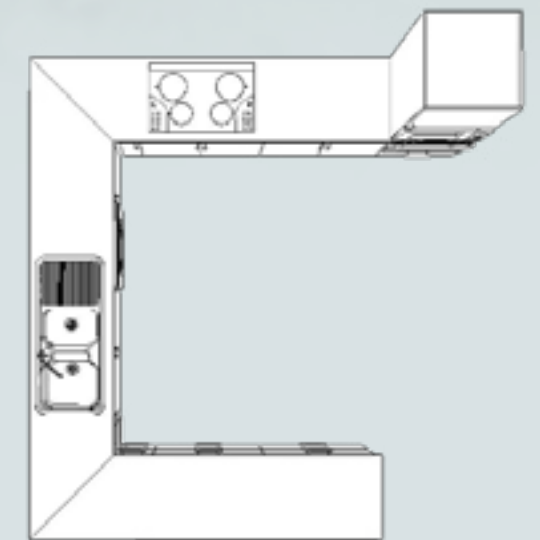
### Galley

It is a modern design which allows the shortest access to all areas of the kitchen with two walls of cabinetry and benchtop parallel to each other. Appliances are usually on one side with cleaning and food prep areas on the other.



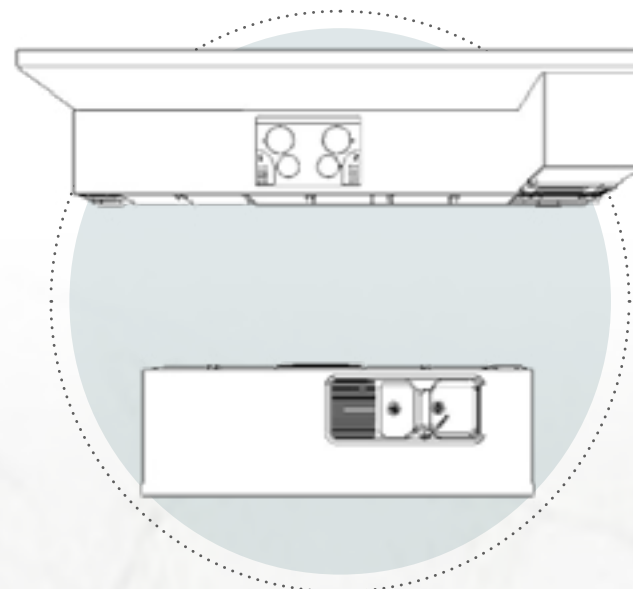
### U-Shape

This is a highly coveted kitchen layout as it includes a lot of storage and bench space without hampering the possible inclusion of tall pantries and or fridges at the end. These kitchens can be combined with dining areas or even an island if the space allows.



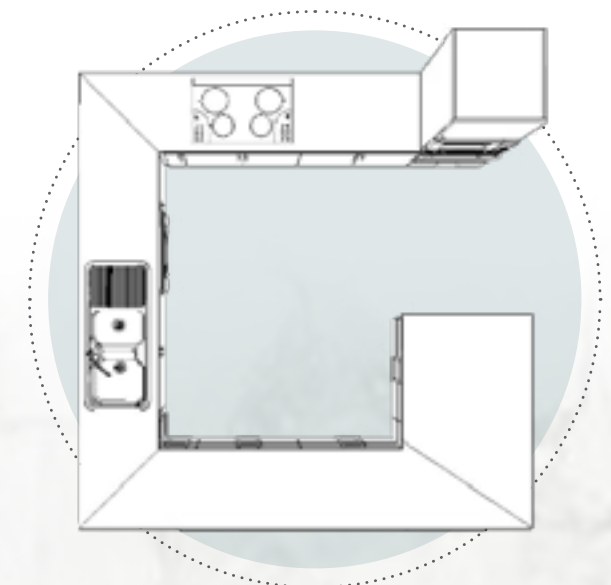
### Island

The island has multiple features and is highly recommended in any home with a large enough kitchen space. It adds additional work space and can house both appliances and cabinetry.



### G-Shape

The G-Shape kitchen is an altered version of the U-shape layout making the room more spacious and opening out the wall to the nearby room. It is best suited to those who want to use every possible square inch of the kitchen area.






# Profiles +


## Finishes

### Profile vs Flat

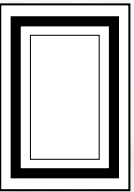
Each door can come in three distinct characteristics - Flat, Classic or Traditional. Each of these possess different options in-line with their style.



Flat



Classic



Traditional



Jamieson

2mm - Pencil Round



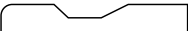
King

Square Edge



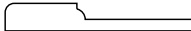
Goulburn

2mm - Pencil Round




Latrobe

2mm - Pencil Round




Thompson5

2mm - Pencil Round



Acheron

2mm - Pencil Round




More door profile options available in showroom and online


### Colour Options

Whether you are after a modern white kitchen or something a little more 'POP' - our colour options are more than capable of suiting your kitchen design requirements!

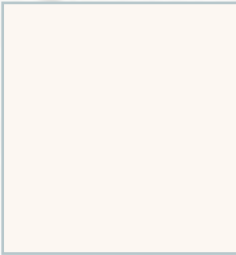
More door profile options available in showroom and online




White




Designer White




Classic White



New Antique White




Royal Oyster




Malibu



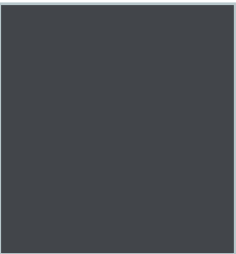
Luna



Clamshell




Peltro



Spada




Battalion




Black



Soft Walnut




Notaio Walnut




Cafe Oak




Char Oak




Shannon Oak



Santra Wood



Natural Oak



Sepia Oak



Maroso Milan



Black Wenge

\*Actual colour and patterns may vary from the images shown. See in store.

### Finishes

2-Pac Paint : Super hard and durable polyurethane paint finish; Offers the widest range in terms of colour.

Thermolaminate : A thin vinyl sheet is vacuum-sealed onto the board; Leaves no edges and very durable.

Melamine : Melamine doors and panels are made from resin coated decorative paper bonded onto particle board or MDF.

Timber : Solid natural timber.






# Benchtop

## Colour Options

More options available in showroom and online



*New Diamond \$*



*Everest \$*



*Dolce \$\$*



*Ash Grey \$\$*



*Storm \$\$*



*Concrete Matte \$\$\$*



*Michaelangelo Quartz \$\$\$\$*



*Calacutta Primo \$\$\$\$*






# Handles +

## Knob options


A range of our most popular handles & knobs.  
More options available in the showroom.

### MODERN STYLE OPTIONS


1310



1380



1739




1965




1375



1390



1950



### CONTEMPORARY + TRADITIONAL OPTIONS

Matte Black



Chrome



Brushed Nickel



Rustic Handle




Rustic Knob



Decorative  
Handles



Metallic  
Knobs



More door profile options **available in showroom** and online



# Accessories

## Pull Outs & Corner Options

## Pantry Options



150MM PULL OUT



MAGIC CORNER



LEMANS II



CAROUSEL CORNER



600MM TANDEM PANTRY ARENA



450MM DISPENSA PANTRY



# Accessories

## Pull Outs & Corner Options



HIDEAWAY WASTE BIN  
SOFT-CLOSE 2x40L



HAILO TANDEM 30 - UNDERSINK BIN



HIDEAWAY LAUNDRY HAPER  
SOFT-CLOSE 1x60L



LAUNDRY BASKET - TILT OUT

## Lighting Options



AMBIENT LIGHTING



STRIP LIGHTING



# Bathroom

## Specialists

---

Corfield also specialises in bathroom renovations where we transform the look of your bathroom to compliment the design inspired by your kitchen. Our renovation services cover all aspects of your bathroom renovation - design, demolition, carpentry, tiling, electrical and plumbing.

We also supply a wide range of fittings and fixtures to bring your dream bathroom to life.

Visit one of our bathroom showrooms or get in touch with

---





# Laundry

## Professionals

---

Often the smallest but most used nook of your home - the laundry can help you experience a comfortable and smart work area if designed and planned carefully. Corfield specialises in seamlessly integrating design elements from all areas of your home and incorporating it to suit your needs.

Find out today how renovating your laundry simultaneously with your kitchen can provide you with a uniform look and feel for a more affordable price.

---





# Wardrobe

## Connoisseurs

---

Every single Corfield wardrobe is custom designed and made to suit our client's preferences. From hundreds of different finishes and layouts to choose from - we succeed in making wardrobe spaces a pristine and comfortable experience in terms of form as well as function.

Small hanging zones, long hanging zones, open shelving, shoe shelving, customised drawers, sliding mirror doors etc. are only some of the options available.

Get in touch with one of our designers today and see how

---





# Construction

## Renovation Experts



MEMBER

Being a Registered Building Practitioner - Corfield is capable of looking after all your renovation needs whether it involves moving or removing walls, installing cabinetry for your kitchens, bathrooms and offices, tiling floors and/or walls, or even taking charge of your plumbing and electrical work.

Get in touch with us today to see how we can assist you in building your dream spaces.







45-51 Scoresby Road Bayswater  
Victoria Australia

[living@corfield.com.au](mailto:living@corfield.com.au)

Ph: 03 8288 1998

[www.corfield.com.au](http://www.corfield.com.au)

